

# Teaching English as a Foreign Language: 2025

NR 068/2026

Release Date: 23 April 2026

In 2025, foreign students attending English language courses at 34 local licensed English Language Teaching (ELT) schools amounted to 76,063, marking a drop of 4,883 over 2024.

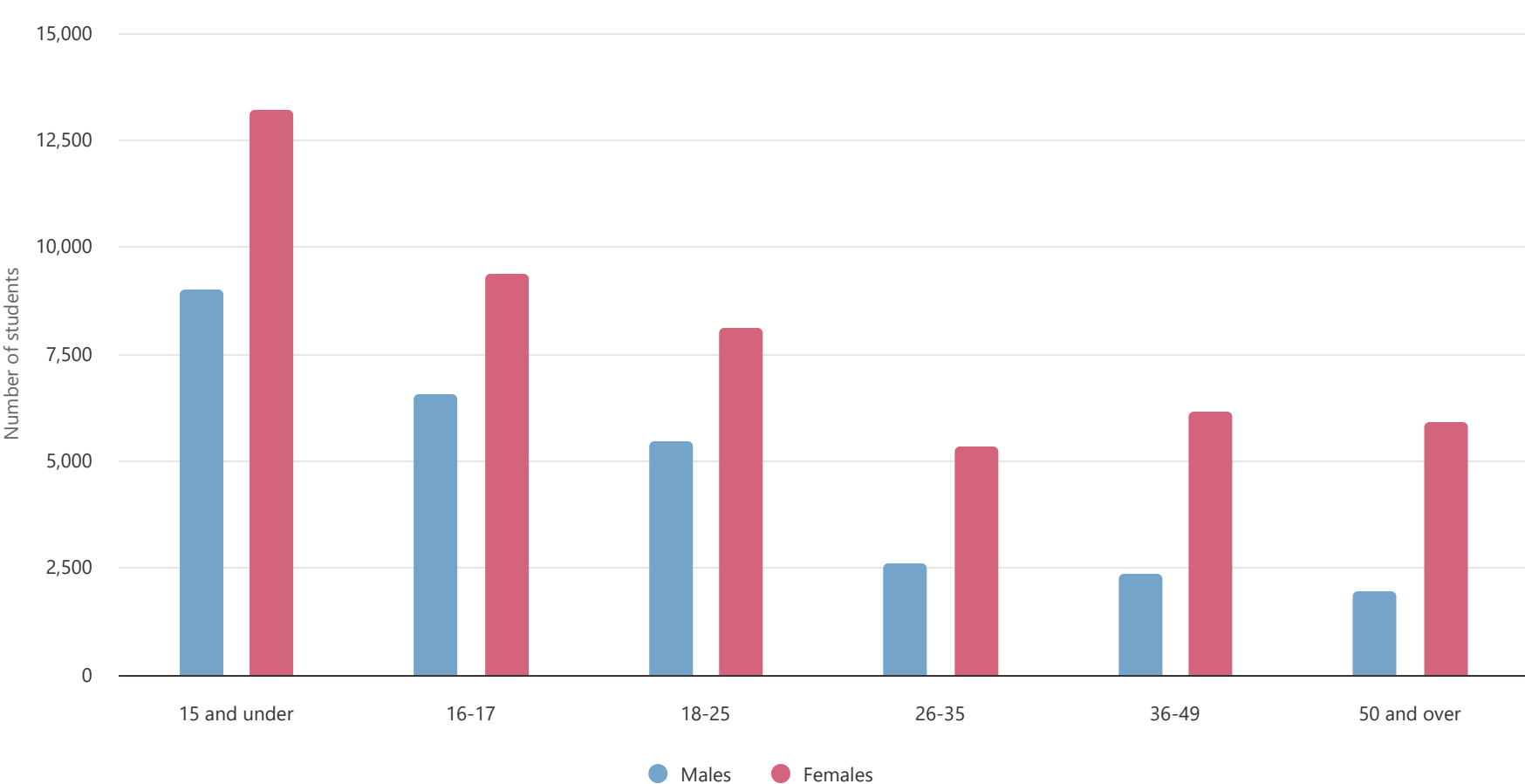


The majority of students attending English language courses in Malta came from Italy (23.0 per cent), followed by Germany (10.6 per cent) and France (10.4 per cent). Overall, 71.8 per cent of total students originated from an EU country (Table 1).

Foreign students enrolled in local licensed ELT schools accounted for 262,255 student weeks, an increase of 5,387 weeks when compared to 2024. The absolute majority of courses (99.7 per cent of total student weeks) were held physically while online courses accounted for only 0.3 per cent. The average number of student weeks during the year under review stood at 3.4, an increase of 0.3 compared to previous year (Table 7). With an average of 12.1 weeks, students from Colombia recorded the highest number of student weeks, followed by Chilean and South Korean students with average student weeks at 11.9 and 8.6 weeks respectively (Table 8 and 9).

The largest share of language students was in the 15- and under age bracket, accounting for 29.2 per cent of the total students following ELT courses, followed by the 16 and 17-year-old age group, which accounted for 20.9 per cent. Students aged 50 and over were in the minority and numbered 7,836. Female students outnumbered males and others, and accounted for 63.2 per cent of the entire ELT student population (Tables 2 and 3, Chart 1).

**Chart 1. Foreign students following courses<sup>1</sup> in local licensed ELT schools by age group and sex**

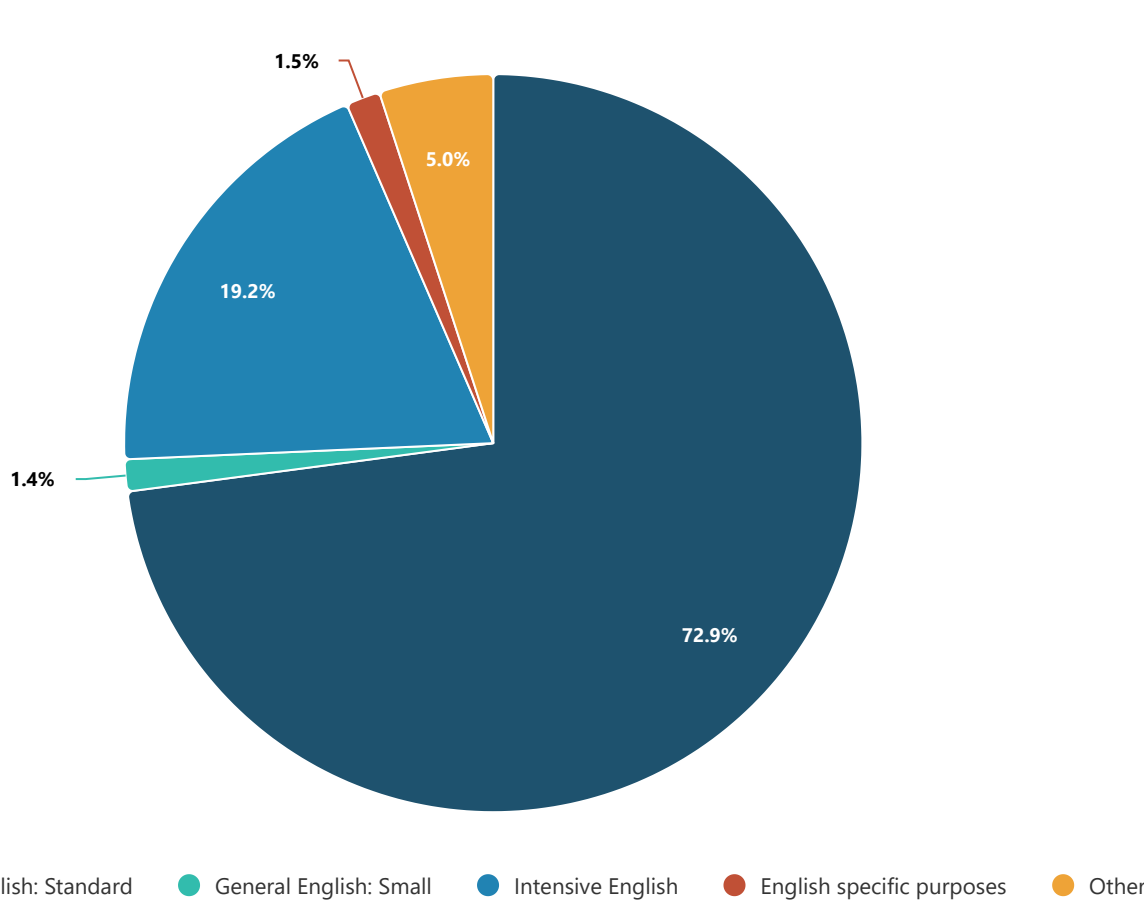


<sup>1</sup> Some courses were held remotely.

July was the busiest month for local licensed ELT schools for courses attendance, accounting for 16.5 per cent of the annual total. August and March followed at 15.8 and 9.6 per cent respectively (Table 4).

The most popular course uptake in local licensed ELT schools was 'General English: Standard', whereby a total of 55,432 students, or 72.9 per cent opted for this course. This was followed by the 'Intensive English' course, with 19.2 per cent of total students (Table 5, Chart 2).

**Chart 2. Percentage distribution of foreign students following courses<sup>1</sup> in local licensed ELT schools by type of course**

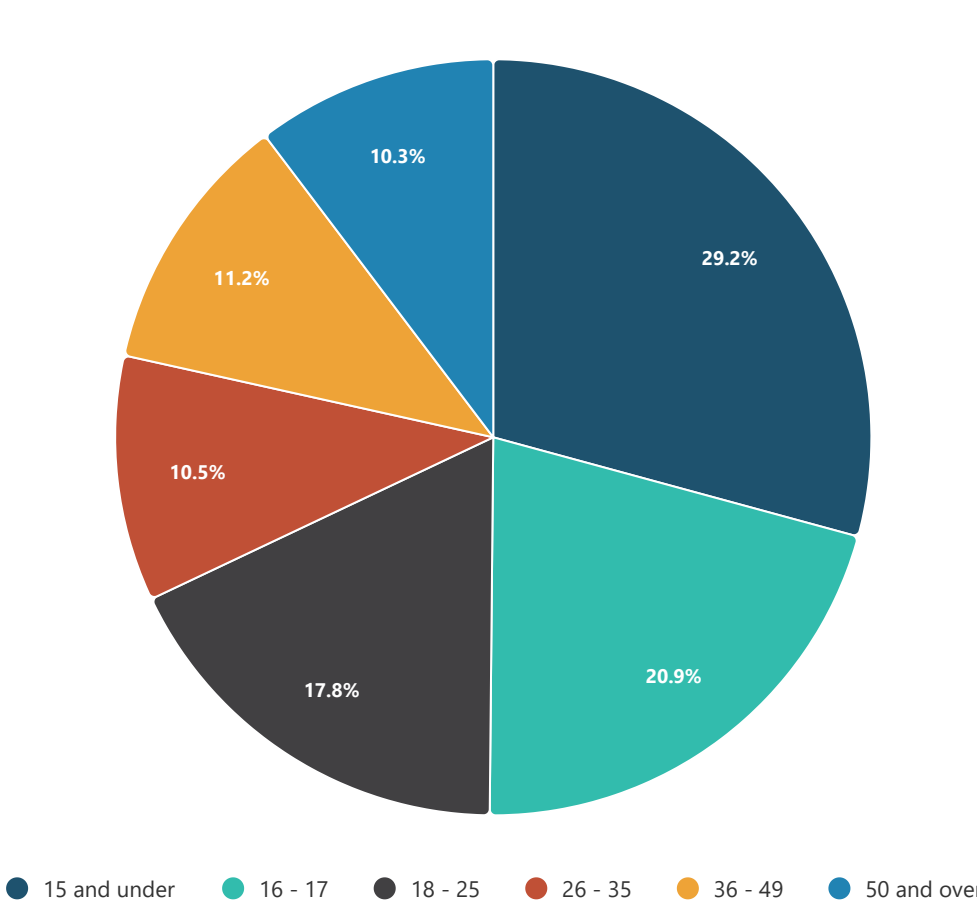


<sup>1</sup> Some courses were held remotely.

- Notes:
1. English specific purposes courses include business English.
  2. 'Other' includes exam preparation courses, one-to-one lessons, combination of courses, and other courses.
  3. Totals may not add up due to rounding.

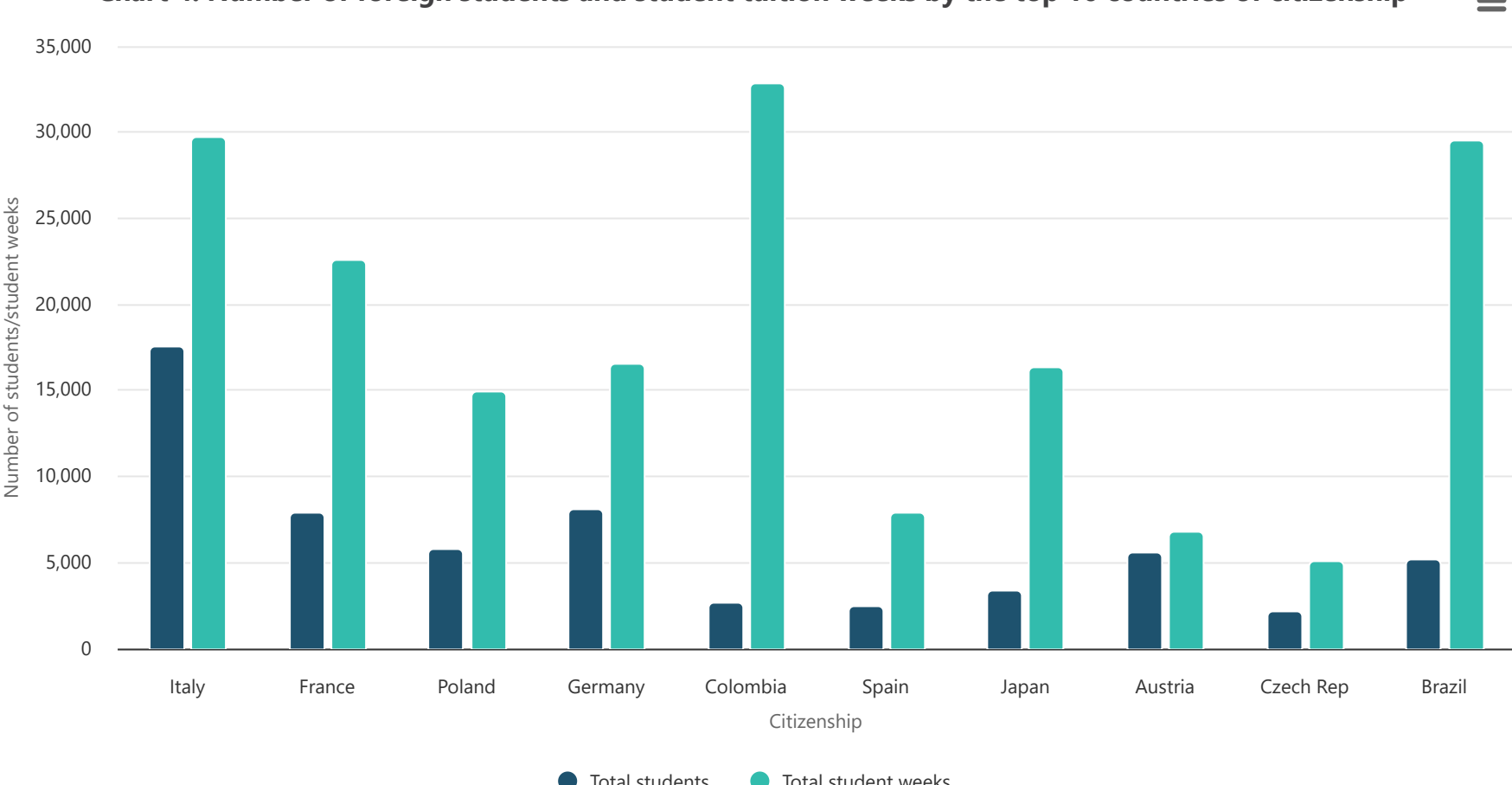
In 2025, teaching and academic staff in local licensed ELT schools numbered 712, with the largest proportion (24.4 per cent) being in 18-24 age group. Female teachers accounted for 67.7 per cent of the total (Table 10). Non-teaching staff amounted to 664, of whom 70.5 per cent were employed on a full-time basis (Table 10 and 11).

**Chart 3. Percentage distribution of foreign students following courses<sup>1</sup> in local licensed ELT schools by age group**



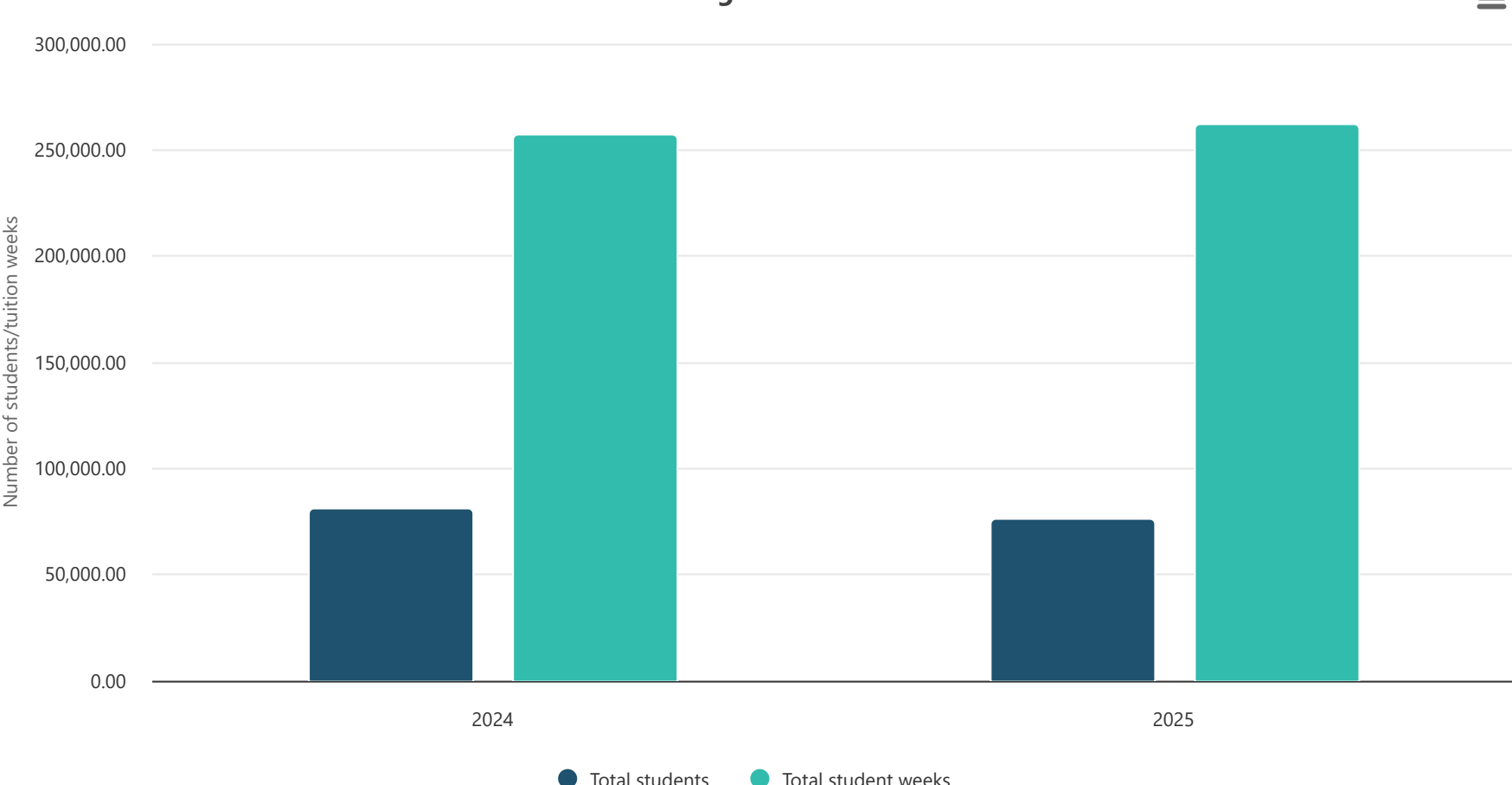
<sup>1</sup> Some courses were held remotely.

**Chart 4. Number of foreign students and student tuition weeks by the top 10 countries of citizenship**



Note: Totals may not add up due to rounding.

**Chart 5. Number of foreign students and tuition weeks**



**Table 1. Foreign students following courses<sup>1</sup> in local licensed ELT schools by year, sex and country of citizenship**

Country of citizenship	2024			2025		
	Males	Females	Total	Males	Females	Total
Italy	8,736	11,446	<b>20,182</b>	7,026	10,500	<b>17,526</b>
France	3,139	5,196	<b>8,335</b>	2,946	4,940	<b>7,886</b>
Poland	1,670	4,087	<b>5,757</b>	1,675	4,075	<b>5,750</b>
Germany	3,210	4,948	<b>8,158</b>	3,123	4,952	<b>8,075</b>
Spain	2,033	2,442	<b>4,475</b>	933	1,509	<b>2,442</b>
Czech Republic	822	1,705	<b>2,527</b>	644	1,560	<b>2,204</b>
Belgium	197	398	<b>595</b>	215	357	<b>572</b>
Austria	2,387	2,969	<b>5,356</b>	2,466	3,137	<b>5,603</b>
Slovakia	292	606	<b>898</b>	410	716	<b>1,126</b>
Hungary	390	765	<b>1,155</b>	420	836	<b>1,256</b>
Other EU countries	628	1,756	<b>2,384</b>	531	1,662	<b>2,193</b>
<b>Total EU</b>	<b>23,504</b>	<b>36,318</b>	<b>59,822</b>	<b>20,389</b>	<b>34,244</b>	<b>54,633</b>
Japan	1,070	2,530	<b>3,600</b>	951	2,414	<b>3,365</b>
Switzerland	742	973	<b>1,715</b>	824	1,166	<b>1,990</b>
Colombia	1,102	1,534	<b>2,636</b>	1,054	1,649	<b>2,703</b>
Turkey	969	872	<b>1,841</b>	931	941	<b>1,872</b>
South Korea	243	677	<b>920</b>	191	645	<b>836</b>
Russia	210	416	<b>626</b>	183	357	<b>540</b>
Brazil	1,529	3,522	<b>5,051</b>	1,520	3,695	<b>5,215</b>
China	214	297	<b>511</b>	220	342	<b>562</b>
Chile	129	219	<b>348</b>	79	160	<b>239</b>
Ukraine	192	307	<b>499</b>	279	353	<b>632</b>
Other Non-EU countries	1,443	1,934	<b>3,377</b>	1,338	2,138	<b>3,476</b>
<b>Total Non-EU</b>	<b>7,843</b>	<b>13,281</b>	<b>21,124</b>	<b>7,570</b>	<b>13,860</b>	<b>21,430</b>
<b>Total</b>	<b>31,347</b>	<b>49,599</b>	<b>80,946</b>	<b>27,959</b>	<b>48,104</b>	<b>76,063</b>

<sup>1</sup> Some courses were held remotely.

**Table 2. Foreign students following courses<sup>1</sup> in local licensed ELT schools by age group and country of citizenship for the top 10 countries and other countries: 2025**

Country of citizenship	Age group						Total
	15 and under	16-17	18-25	26-35	36-49	50 and over	
Italy	6,983	5,977	1,349	721	950	1,546	<b>17,526</b>
France	2,917	1,549	1,797	439	566	618	<b>7,886</b>
Poland	1,998	1,114	294	281	1,186	877	<b>5,750</b>
Germany	2,243	1,140	1,327	672	1,118	1,575	<b>8,075</b>
Colombia	64	195	728	1,055	517	144	<b>2,703</b>
Spain	677	436	533	201	277	318	<b>2,442</b>
Japan	507	224	1,743	410	227	254	<b>3,365</b>
Austria	2,520	2,244	648	25	53	113	<b>5,603</b>
Czech Republic	578	465	218	163	456	324	<b>2,204</b>
Brazil	194	265	1,382	1,819	1,070	485	<b>5,215</b>
Other countries <sup>2</sup>	3,551	2,319	3,555	2,190	2,097	1,582	<b>15,294</b>
<b>Total</b>	<b>22,232</b>	<b>15,928</b>	<b>13,574</b>	<b>7,976</b>	<b>8,517</b>	<b>7,836</b>	<b>76,063</b>

<sup>1</sup> Some courses were held remotely.

<sup>2</sup> Includes unspecified country of citizenship.

**Table 3. Foreign students following courses<sup>1</sup> in local licensed ELT schools by year, sex and age group**

Age group	2024	2025	Change	Percentage change
	<b>Males</b>			
15 and under	9,329	9,021	-308	-3.3
16-17	7,532	6,550	-982	-13.0
18-25	6,740	5,473	-1,267	-18.8
26-35	2,926	2,617	-309	-10.6
36-49	2,759	2,361	-398	-14.4
50 and over	2,061	1,937	-124	-6.0
<b>Total</b>	<b>31,347</b>	<b>27,959</b>	<b>-3,388</b>	<b>-10.8</b>
<b>Females</b>				
15 and under	13,418	13,211	-207	-1.5
16-17	10,293	9,378	-915	-8.9
18-25	9,286	8,101	-1,185	-12.8
26-35	5,296	5,359	63	1.2
36-49	6,130	6,156	26	0.4
50 and over	5,176	5,899	723	14.0
<b>Total</b>	<b>49,599</b>	<b>48,104</b>	<b>-1,495</b>	<b>-3.0</b>
<b>Total</b>				
15 and under	22,747	22,232	-515	-2.3
16-17	17,825	15,928	-1,897	-10.6
18-25	16,026	13,574	-2,452	-15.3
26-35	8,222	7,976	-246	-3.0
36-49	8,889	8,517	-372	-4.2
50 and over	7,237	7,836	599	8.3
<b>Total</b>	<b>80,946</b>	<b>76,063</b>	<b>-4,883</b>	<b>-6.0</b>

<sup>1</sup> Some courses were held remotely.

Table 4. Foreign students following courses<sup>1</sup> in local licensed ELT schools by year, sex and month

Month	2024	2025	Change	Percentage change
	Males			
January	528	538	10	1.9
February	1,786	1,446	-340	-19.0
March	3,390	3,062	-328	-9.7
April	2,725	2,018	-707	-25.9
May	2,399	2,520	121	5.0
June	2,398	2,309	-89	-3.7
July	4,862	4,432	-430	-8.8
August	4,373	4,382	9	0.2
September	2,393	2,006	-387	-16.2
October	2,383	2,198	-185	-7.8
November	1,944	1,462	-482	-24.8
December	2,102	1,496	-606	-28.8
<b>Remote learning</b>	64	90	26	40.6
<b>Total</b>	<b>31,347</b>	<b>27,959</b>	<b>-3,388</b>	<b>-10.8</b>
	Females			
January	956	929	-27	-2.8
February	2,391	2,397	6	0.3
March	5,007	4,220	-787	-15.7
April	3,920	3,367	-553	-14.1
May	3,755	4,070	315	8.4
June	3,995	3,996	1	0.0
July	8,864	8,081	-783	-8.8
August	7,402	7,643	241	3.3
September	3,602	3,650	48	1.3
October	3,808	4,152	344	9.0
November	3,040	2,907	-133	-4.4
December	2,752	2,369	-383	-13.9
<b>Remote learning</b>	107	323	216	201.9
<b>Total</b>	<b>49,599</b>	<b>48,104</b>	<b>-1,495</b>	<b>-3.0</b>
	Total			
January	1,484	1,467	-17	-1.1
February	4,177	3,843	-334	-8.0
March	8,397	7,282	-1,115	-13.3
April	6,645	5,385	-1,260	-19.0
May	6,154	6,590	436	7.1
June	6,393	6,305	-88	-1.4
July	13,726	12,513	-1,213	-8.8
August	11,775	12,025	250	2.1
September	5,995	5,656	-339	-5.7
October	6,191	6,350	159	2.6
November	4,984	4,369	-615	-12.3
December	4,854	3,865	-989	-20.4
<b>Remote learning</b>	171	413	242	141.5
<b>Total</b>	<b>80,946</b>	<b>76,063</b>	<b>-4,883</b>	<b>-6.0</b>

<sup>1</sup> Some courses were held remotely.

**Table 5. Foreign students following courses<sup>1</sup> in local licensed ELT schools by type of course and country of citizenship: 2025**

Country of citizenship	Type of course					Total
	General English: Standard	General English: Small	Intensive English	English specific purposes <sup>2</sup>	Other <sup>3</sup>	
Italy	14,804	128	2,033	75	486	<b>17,526</b>
France	5,055	35	2,383	137	276	<b>7,886</b>
Poland	4,062	88	1,137	36	427	<b>5,750</b>
Germany	3,909	152	2,834	448	732	<b>8,075</b>
Spain	1,728	37	536	14	127	<b>2,442</b>
Japan	2,504	79	645	22	115	<b>3,365</b>
Switzerland	1,116	54	662	12	146	<b>1,990</b>
Colombia	2,038	39	448	57	121	<b>2,703</b>
Czech Republic	1,421	82	508	22	171	<b>2,204</b>
Turkey	1,420	9	342	16	85	<b>1,872</b>
Belgium	377	8	162	8	17	<b>572</b>
South Korea	619	3	162	13	39	<b>836</b>
Austria	5,202	92	220	54	35	<b>5,603</b>
Slovakia	817	10	184	11	104	<b>1,126</b>
Hungary	845	36	283	11	81	<b>1,256</b>
Sweden	340	0	33	2	9	<b>384</b>
Netherlands	240	2	88	2	34	<b>366</b>
Denmark	85	1	11	1	6	<b>104</b>
Russia	390	10	93	5	42	<b>540</b>
Portugal	190	8	106	2	28	<b>334</b>
Other countries <sup>4</sup>	8,270	198	1,725	185	751	<b>11,129</b>
<b>Total</b>	<b>55,432</b>	<b>1,071</b>	<b>14,595</b>	<b>1,133</b>	<b>3,832</b>	<b>76,063</b>

<sup>1</sup> Some courses were held remotely.

<sup>2</sup> Includes business English.

<sup>3</sup> Includes exam preparation courses, one-to-one lessons, combination of courses, and other courses.

<sup>4</sup> Includes unspecified country of citizenship.

**Table 6. Foreign students following courses<sup>1</sup> in local licensed ELT schools by sex and type of accommodation: 2025**

<b>Type of accommodation</b>	<b>Males</b>	<b>Females</b>	<b>Total<sup>2</sup></b>
<b>Hotel<sup>3</sup></b>	<b>5,321</b>	<b>7,335</b>	<b>12,656</b>
5 Star	5	6	11
4 Star	3,135	3,937	7,072
3 Star	2,176	3,383	5,559
Hostel / Residence / Guesthouse	8,435	14,921	23,356
Host family	5,390	8,764	14,154
Holiday Furnished Premises (HFP)	2,308	4,224	6,532
Accommodation not provided by the school	6,498	12,842	19,340
Other	5	14	19
Unknown	2	4	6
<b>Total</b>	<b>27,959</b>	<b>48,104</b>	<b>76,063</b>

<sup>1</sup> Some courses were held remotely.

<sup>2</sup> Refers to bookings made.

<sup>3</sup> Hotel refers to total bookings made by students in hotels including 2 star hotels.

**Table 7. Number of student weeks by sex, year and month**

Month	Number of student weeks			Average number of student weeks per student <sup>1</sup>		
	Males	Females	Total	Males	Females	Total
	2025					
January	4,661	6,891	<b>11,552</b>	8.7	7.4	<b>7.9</b>
February	6,341	9,291	<b>15,631</b>	4.4	3.9	<b>4.1</b>
March	8,994	12,905	<b>21,899</b>	2.9	3.1	<b>3.0</b>
April	8,248	12,771	<b>21,019</b>	4.1	3.8	<b>3.9</b>
May	9,177	14,810	<b>23,987</b>	3.6	3.6	<b>3.6</b>
June	9,571	15,303	<b>24,873</b>	4.1	3.8	<b>3.9</b>
July	15,460	25,397	<b>40,857</b>	3.5	3.1	<b>3.3</b>
August	12,061	19,162	<b>31,223</b>	2.8	2.5	<b>2.6</b>
September	7,712	13,632	<b>21,344</b>	3.8	3.7	<b>3.8</b>
October	8,367	14,322	<b>22,689</b>	3.8	3.4	<b>3.6</b>
November	6,121	10,065	<b>16,186</b>	4.2	3.5	<b>3.7</b>
December	4,102	6,226	<b>10,328</b>	2.7	2.6	<b>2.7</b>
<b>Remote learning</b>	<b>139</b>	<b>527</b>	<b>666</b>	<b>1.5</b>	<b>1.6</b>	<b>1.6</b>
<b>Total</b>	<b>100,952</b>	<b>161,303</b>	<b>262,255</b>	<b>3.6</b>	<b>3.4</b>	<b>3.4</b>
	2024					
January	4,313	6,248	<b>10,561</b>	8.2	6.5	<b>7.1</b>
February	6,164	8,744	<b>14,908</b>	3.5	3.7	<b>3.6</b>
March	8,269	12,051	<b>20,321</b>	2.4	2.4	<b>2.4</b>
April	8,505	12,405	<b>20,910</b>	3.1	3.2	<b>3.1</b>
May	8,615	13,399	<b>22,014</b>	3.6	3.6	<b>3.6</b>
June	8,960	13,952	<b>22,911</b>	3.7	3.5	<b>3.6</b>
July	15,676	25,411	<b>41,087</b>	3.2	2.9	<b>3.0</b>
August	12,078	18,246	<b>30,324</b>	2.8	2.5	<b>2.6</b>
September	8,293	12,436	<b>20,729</b>	3.5	3.5	<b>3.5</b>
October	8,584	13,494	<b>22,078</b>	3.6	3.5	<b>3.6</b>
November	7,244	10,625	<b>17,869</b>	3.7	3.5	<b>3.6</b>
December	5,466	7,283	<b>12,749</b>	2.6	2.6	<b>2.6</b>
<b>Remote learning</b>	<b>143</b>	<b>263</b>	<b>406</b>	<b>2.2</b>	<b>2.5</b>	<b>2.4</b>
<b>Total</b>	<b>102,311</b>	<b>154,557</b>	<b>256,868</b>	<b>3.3</b>	<b>3.1</b>	<b>3.2</b>

<sup>1</sup> Based on student figures as presented in Table 4.

Note: Totals may not add up due to rounding.

**Table 8. Number of student weeks by age group and country of citizenship: 2025**

Country of citizenship	Age group						Total
	15 and under	16-17	18-25	26-35	36-49	50 and over	
Italy	9,759	9,329	4,032	2,272	2,119	2,216	<b>29,727</b>
France	5,679	4,522	8,788	1,331	1,141	1,085	<b>22,545</b>
Poland	6,477	3,700	876	561	1,942	1,351	<b>14,906</b>
Germany	3,906	2,656	3,985	1,365	1,900	2,705	<b>16,518</b>
Spain	1,616	1,020	2,648	1,080	781	763	<b>7,908</b>
Japan	944	656	9,772	2,542	1,232	1,163	<b>16,310</b>
Switzerland	727	1,441	1,843	403	506	977	<b>5,896</b>
Colombia	266	2,221	9,823	13,919	5,483	1,077	<b>32,789</b>
Czech Republic	1,456	1,116	723	376	826	622	<b>5,118</b>
Turkey	780	554	7,224	4,377	1,927	372	<b>15,234</b>
Belgium	168	433	830	187	62	64	<b>1,744</b>
South Korea	137	65	2,807	2,576	793	787	<b>7,165</b>
Austria	3,025	2,545	787	69	132	191	<b>6,751</b>
Slovakia	613	489	243	177	394	284	<b>2,200</b>
Hungary	958	378	387	144	504	352	<b>2,723</b>
Sweden	473	160	217	48	90	44	<b>1,033</b>
Netherlands	127	330	463	48	17	13	<b>998</b>
Denmark	130	54	56	8	21	22	<b>291</b>
Russia	743	121	380	256	493	123	<b>2,115</b>
Portugal	215	291	348	276	323	98	<b>1,551</b>
Other countries <sup>1</sup>	4,636	4,379	20,082	23,867	11,695	4,075	<b>68,733</b>
<b>Total</b>	<b>42,835</b>	<b>36,460</b>	<b>76,314</b>	<b>55,881</b>	<b>32,381</b>	<b>18,383</b>	<b>262,255</b>

<sup>1</sup> Includes unspecified country of citizenship.

Note: Totals may not add up due to rounding.

**Table 9. Number of student weeks by sex and country of citizenship: 2025**

Country of citizenship	Number of student weeks			Average number of student weeks per student <sup>1</sup>		
	Males	Females	Total	Males	Females	Total
Italy	12,268	17,459	<b>29,727</b>	1.7	1.7	<b>1.7</b>
France	9,478	13,067	<b>22,545</b>	3.2	2.6	<b>2.9</b>
Poland	5,157	9,749	<b>14,906</b>	3.1	2.4	<b>2.6</b>
Germany	6,506	10,012	<b>16,518</b>	2.1	2.0	<b>2.0</b>
Spain	3,222	4,686	<b>7,908</b>	3.5	3.1	<b>3.2</b>
Czech Republic	1,517	3,601	<b>5,118</b>	2.4	2.3	<b>2.3</b>
Belgium	681	1,063	<b>1,744</b>	3.2	3.0	<b>3.0</b>
Austria	2,917	3,834	<b>6,751</b>	1.2	1.2	<b>1.2</b>
Slovakia	732	1,468	<b>2,200</b>	1.8	2.1	<b>2.0</b>
Hungary	937	1,785	<b>2,723</b>	2.2	2.1	<b>2.2</b>
Other EU countries	1,623	4,524	<b>6,147</b>	3.1	2.7	<b>2.8</b>
<b>Total EU</b>	<b>45,037</b>	<b>71,250</b>	<b>116,287</b>	<b>2.2</b>	<b>2.1</b>	<b>2.1</b>
Japan	4,554	11,756	<b>16,310</b>	4.8	4.9	<b>4.8</b>
Switzerland	2,386	3,509	<b>5,896</b>	2.9	3.0	<b>3.0</b>
Colombia	13,177	19,612	<b>32,789</b>	12.5	11.9	<b>12.1</b>
Turkey	8,176	7,058	<b>15,234</b>	8.8	7.5	<b>8.1</b>
South Korea	1,580	5,584	<b>7,165</b>	8.3	8.7	<b>8.6</b>
Russia	775	1,341	<b>2,115</b>	4.2	3.8	<b>3.9</b>
Brazil	9,733	19,776	<b>29,509</b>	6.4	5.4	<b>5.7</b>
China	1,931	2,646	<b>4,577</b>	8.8	7.7	<b>8.1</b>
Chile	954	1,891	<b>2,845</b>	12.1	11.8	<b>11.9</b>
Ukraine	926	1,028	<b>1,954</b>	3.3	2.9	<b>3.1</b>
Other Non-EU countries	11,721	15,852	<b>27,573</b>	8.8	7.4	<b>7.9</b>
<b>Total Non-EU</b>	<b>55,915</b>	<b>90,053</b>	<b>145,968</b>	<b>7.4</b>	<b>6.5</b>	<b>6.8</b>
<b>Total</b>	<b>100,952</b>	<b>161,303</b>	<b>262,255</b>	<b>3.6</b>	<b>3.4</b>	<b>3.4</b>

<sup>1</sup> Based on student figures as presented in Table 1.

Note: Totals may not add up due to rounding.

**Table 10. Staff<sup>1</sup> employed in local licensed ELT schools by sex, type of employment and age group: 2025**

Age group	Males	Females	Total
	Teaching/Academic staff		
16-17	0	1	1
18-24	44	130	174
25-34	58	96	154
35-44	39	91	130
45-54	36	57	93
55 and over	53	107	160
<b>Total</b>	<b>230</b>	<b>482</b>	<b>712</b>
	Non-teaching staff		
	Males	Females	Total
16-17	3	8	11
18-24	42	158	200
25-34	69	132	201
35-44	42	64	106
45-54	25	50	75
55 and over	26	45	71
<b>Total</b>	<b>207</b>	<b>457</b>	<b>664</b>
	Total		
	Males	Females	Total
16-17	3	9	12
18-24	86	288	374
25-34	127	228	355
35-44	81	155	236
45-54	61	107	168
55 and over	79	152	231
<b>Total</b>	<b>437</b>	<b>939</b>	<b>1,376</b>

<sup>1</sup> Refer to methodological note 4.

Note: For type of employment, teaching and non-teaching staff definitions see methodological note 8.

**Table 11. Staff<sup>1</sup> in local licensed ELT schools by sex and type of employment: 2025**

Type of employment	Teaching/Academic staff			Non-teaching staff			Total		
	Males	Females	Total	Males	Females	Total	Males	Females	Total
Full-time	47	88	<b>135</b>	149	319	<b>468</b>	196	407	<b>603</b>
Part-time	98	190	<b>288</b>	12	63	<b>75</b>	110	253	<b>363</b>
Casual	85	204	<b>289</b>	46	75	<b>121</b>	131	279	<b>410</b>
<b>Total</b>	<b>230</b>	<b>482</b>	<b>712</b>	<b>207</b>	<b>457</b>	<b>664</b>	<b>437</b>	<b>939</b>	<b>1,376</b>
Full-time	20.4	18.3	<b>19.0</b>	72.0	69.8	<b>70.5</b>	44.9	43.3	<b>43.8</b>
Part-time	42.6	39.4	<b>40.4</b>	5.8	13.8	<b>11.3</b>	25.2	26.9	<b>26.4</b>
Casual	37.0	42.3	<b>40.6</b>	22.2	16.4	<b>18.2</b>	30.0	29.7	<b>29.8</b>
<b>Total</b>	<b>100.0</b>	<b>100.0</b>	<b>100.0</b>	<b>100.0</b>	<b>100.0</b>	<b>100.0</b>	<b>100.0</b>	<b>100.0</b>	<b>100.0</b>

<sup>1</sup> Refer to methodological note 4.

Note: For type of employment, teaching and non-teaching staff definitions see methodological note 7.

# Methodological Notes

1. Data used in this News Release is based on information collected by the Ministry for Education, Sport, Youth, Research and Innovation which was subsequently analysed by NSO.
2. Data was collected by the ELT Council during the period January 2026-April 2026. All local licensed English Language Teaching (ELT) schools operating in 2025 responded to this questionnaire. A full list of ELT schools can be accessed [here](#).
3. Breakdowns by country are based on the students' citizenship as provided by the student. Thus, figures for foreign citizens are not directly comparable to other tourism figures published by the NSO.
4. Figures on type of course followed and type of accommodation cannot be compared with data of previous years due to methodological enhancements held in 2020.

## 5. Definitions:

**ELT schools** refer to institutions which provide English-related courses for foreign students. More information can be accessed [here](#).

**Teaching/Academic staff** refer to professional personnel directly involved in teaching students, including teachers, assistant teachers, ELT instructors and other ELT permit holders.

**Non-Teaching staff** refer to persons employed by educational institutions who have no instructional responsibilities, and do not hold an ELT permit. Examples are school management staff, front office staff, group leaders, administration staff, sales, marketing and reservations staff.

**Full-time employment:** includes employed persons on a full-time basis.

**Part-time employment:** includes employed persons whose normal hours are less than those of comparable full-time workers.

**Casual employment:** includes temporary workers, working irregular hours, who are employed on a part-time basis.

6. Number of student weeks by foreign students is calculated as follows:

$$\frac{\text{total number of days}}{7}$$

7. Average number of student weeks per student is calculated as follows:

$$\frac{\text{total number of weeks}}{\text{total number of students}}$$

8. References to this news release are to be cited appropriately. For guidance on access and re-use of data please visit our [dedicated webpage](#).
9. For further assistance send your request through our [online request from](#).
10. A detailed news release calendar is available [online](#).